

Empowered by Innovation

**NEC**

Introduction

Connecting the  
Headset System

Setting the Controls

Using the Headset  
(On Back)



**DSX**

## Wireless Headset Adapter User Guide



A50-016312-001  
1093059

Rev 1, February 4, 2009  
Printed in U.S.A.

## ABOUT THE DSX HEADSET ADAPTER

### What it Does

The DSX Headset Adapter allows you to connect a Plantronics Wireless Headset System directly to your DSX telephone's headset jack. The DSX Headset Adapter tightly integrates your headset system with the DSX to provide enhanced wireless mobility and call answering. The Plantronics lifter is not required.

### DSX Headset Adapter Compatibility

The DSX Headset Adapter is compatible with all Plantronics Wireless Headset Systems that support a handset lifter, including:

- CS55 Series
- CS70 Series
- Supraplus Wireless Series
- Voyager Series

For more on Plantronics wireless headset solutions, visit: [www.plantronics.com](http://www.plantronics.com)

### DSX Telephone Compatibility

The DSX Headset Adapter is compatible with the following DSX telephone models (and DSX IP keysets):

- DSX 34-Button Backlit Display Telephone *Series 2* (or higher)
- DSX 34-Button *Full-Duplex* Backlit Super Display Telephone

## USING THIS GUIDE

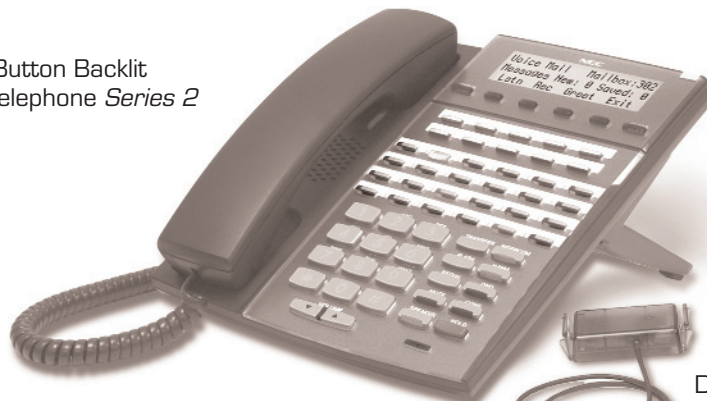
This guide complements the User Guide provided with your Plantronics Wireless Headset System. Be sure to read and follow the information in that guide regarding:

- Charging and positioning your headset.
- Powering up your headset.
- Applicable warnings, safety, and regulatory information.
- Wireless Headset System maintenance and troubleshooting.

This device complies with Part 15 of the FCC Rules. Operation is subject to the following two conditions: (1) This device may not cause harmful interference, and (2) this device must accept any interference received, including interference that may cause undesired operation. This Class B digital apparatus meets all requirements of the Canadian Interference Causing Equipment Regulations.

Cet appareil numérique de la classe B respecte toutes les exigences du Règlement sur le matériel brouilleur du Canada.

DSX 34-Button Backlit  
Display Telephone *Series 2*



DSX Wireless  
Headset Adapter



Plantronics Wireless Headset Systems



## INSTALLING THE HEADSET ADAPTER

### The Auxiliary Connector

The DSX Headset Adapter plugs into the Auxiliary Connector on the bottom of your telephone. When your telephone comes from the factory, the Auxiliary Connector is protected by a plastic cover. You must remove this cover before installing the adapter. If your telephone *does not* have an Auxiliary Connector, it is not compatible with the Headset Adapter.

#### To remove the Auxiliary Connector Plastic Cover:

1. Turn your telephone over and place it on a smooth, soft surface.
2. Using small diagonal pliers, carefully snip the two tabs that secure the connector cover to the telephone base.
3. Turn the phone over so the cover falls clear.



### The Headset Adapter

#### To install the Headset Adapter:

1. Turn your telephone over and place it on a smooth, soft surface.
2. Line up the connector in the Headset Adapter with the Auxiliary Connector on the telephone.
3. Carefully snap the DSX Headset Adapter into the telephone base.







